


# Anacortes Marina Log



**Fall** **2415 T Avenue, Anacortes, WA 98221** **2019**

<p><b>Marina Staff:</b>  <b>Manager:</b> Bill Douvier  <b>Office Coordinator:</b> Claudia Jonas  <b>Dock Crew:</b> Erik Burpo, Tim Schols</p>	<p><b>Phone:</b> 360.293.4543    <b>Fax:</b> 360.293.7013  <b>Email:</b> info@anacortesmarina.com  <b>Web:</b> www.anacortesmarina.com  <b>Office Hours:</b> 8 to 5 Monday through Friday                            10 to 3 Saturday    Lunch: 12 to 1</p>
---	---

## Marina Renewal Moving Forward

Last year we completed the replacement of uncovered slips on A dock and the removal and replacement of 380 feet of the creosote breakwater wall at the entrance to the Marina.

This October we plan to remove and replace all of F dock plus an additional 225 feet of the East breakwater wall.

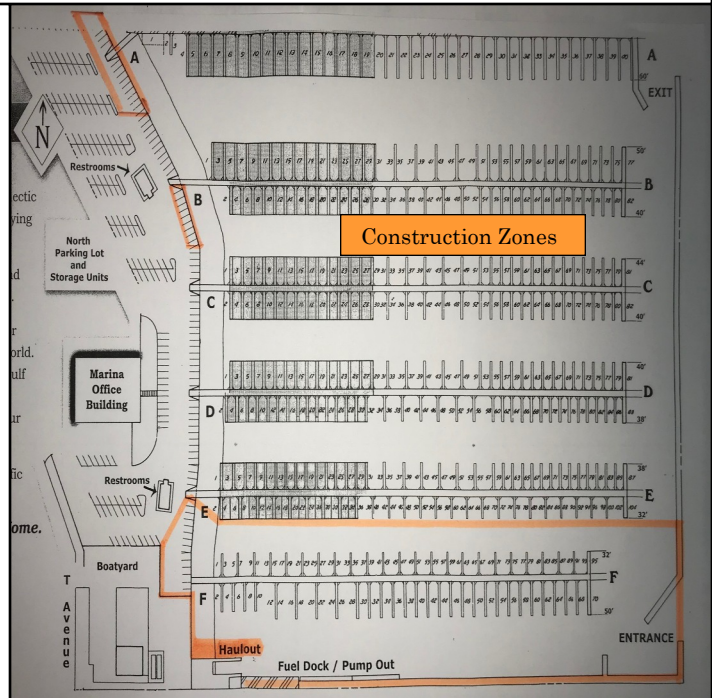
**Our construction time line for this work requires all vessels to be off of F dock by October 1st with the dock to be installed by November 1st, weather permitting.**

All F dock tenants have made arrangements for temporary moorage at other local marinas or have chosen to haul their boat and to have their annual maintenance completed.

If you plan to use your vessel during this construction period, you should expect limited access to of the waterway at the entrance and between E dock and the Fuel service dock.

We will post planned closure updates on our website [www.anacortesmarina.com](http://www.anacortesmarina.com), under **News, Notices**.

Starting in October you can check with the Marina office for current information on restricted areas.



## Gangway Replacement Underway

This October construction begins on the abutments and utility chases required for the new gangways. A and B dock abutments will be built this fall. C/D and E docks will follow next year. Access to the docks will be limited in these construction zones. Contact the office for questions on access to the docks. The new gangways will be installed as time permits. These new ADA (American Disability Act) gangways will be 30' longer with a 30% reduction in their slope allowing easier access to and from the dock.



## Prepare Your Vessel Now for Winter

**Expect winds from the SE at 40-50 mph. Check with West Marine for a list of winterizing tips for below decks.**

- ( ) Replace worn dock lines with a minimum of 1/2" line for vessels under 40' and 5/8" line for vessels 40' and over. Leave a extra line outside onboard, so the boat may be retied if necessary. Line snubbers are also a good idea.
- ( ) Tie your vessel securely in the slip using the cleats provided. A spring line run forward and aft will keep your vessel from coming in contact with the dock. Do not tie across the dock as this is a trip hazard for you and others.
- ( ) Remove bicycles stored in Marina racks and store onboard or at home. Bicycles left in racks must be secured with a good quality bar lock to prevent theft. Notify Marina staff if leaving a bicycle. Unidentified bikes may be removed.
- ( ) Remove or secure bimini tops, dodgers, and any other canvas covers that may blow off.
- ( ) Sailboats secure sail covers, tie halyards away from the mast, remove and stow the furling jib.
- ( ) Secure your dinghy – onboard if possible. Secure your dock box lid with the clip provided.
- ( ) Remove valuable personal items and equipment. Lock up your dinghy, outboard, doors and hatches.
- ( ) Make sure your canvas is buttoned up to prevent critter entry. Otters love to find protected areas aboard your boat.
- ( ) In case of power loss to the docks, you may want to emphasize antifreeze protection, bilge and battery monitoring, or hire a Boat Watch service to monitor systems aboard your vessel.

**Marina staff is on the dock every day but cannot monitor or care for individual vessels.**

## Clean Marina and EnviroStars Certified




Help keep the Marina clean by properly disposing of hazardous waste. Marine Servicenter (360.293.8200) will accept fuel, oil, antifreeze and bilge water for recycling. Other waste (paint, varnish, thinners) should be delivered to Skagit County Hazardous Waste located at 14104 Ovenell Road (Hwy 20 eastbound, left at 2nd light after of the bridge, then 1st right onto Ovenell road).

Call 360.424.3873 for Hazardous waste information and hours of operation.



## Vessel Shore Power Connection and Heating



Please inspect your shore cord plug and repair as necessary. Report any damage to your power pedestal to the Marina office. **Shore cords must have waterproof ends and be rated at 30 amps minimum to match circuit breakers on the dock. Improper shore cords (extension cords with less than 10/3 wire or without waterproof ends) will be disconnected by Marina Staff.** New shore cords are available through the Marina office at our cost.

Electric heaters and dehumidifiers should be UL approved and should shut off if overturned. A heater with a thermostat control will help save electricity. Tenants will be charged only for power usage as indicated on their slip meter. **Unattended diesel furnace heating of your vessel is not recommended as the heater may clog at low operating temperatures.** This may cause the vessel to fill with soot and possibly create a fire hazard.

### Fuel Dock and Pump-out Hours

Winter fuel dock hours are 8am to 4:30pm daily. Pump out is available for a charge of \$5.00. Call Marine Servicenter at 360.293.8200 for current fuel prices, quantity discounts and boatyard haul out specials.

### Water On / Water Off

Water on the docks will normally be on. When forecasts call for possible freezing weather, water will be turned off and remain off until the forecast calls for a warming trend. Owners and tenants planning to use their vessel during these periods should keep their tanks topped up.

## Marina Wi-Fi Alive and Well

Our Wi-Fi hotspot appears to be meeting the needs of our owners and tenants at the Marina. To use the free service search your wi-fi and choose an Ecco site. There are many sites located throughout the Marina. Choose a site close to your location (generally any site will work as it will follow you throughout the Marina) and enter the user name and password. Use the **User Name: guest@ecco and Password: anacortes** to log on. If you wish to have additional streaming services, contact Ecco Wireless at 866.482.3666 and they can upgrade your router and provide unlimited service on a weekly, monthly or annual basis for an additional fee.